


# Young American Creative Patriotic Art Contest

## Common mistakes and helpful hints

At National Headquarters, we have the privilege of seeing all the Department winners come into the office. As each piece of art is unveiled from its bubble wrap and foam peanuts, we “ooh” and “ah” over the incredible talent of these teenagers. We often wish all of you could see it, too. This contest provides an incredible opportunity for young artists, as well as promotes creative patriotism throughout schools and home-school associations. Follow the advice below to make sure that every student who enters the contest has the best possible chance of realizing his or her dreams.

### USING THE U.S. FLAG



As a powerful symbol of our country, the U.S. Flag is often used in art entries. However, it can also be the biggest source of problems for judges and Chairmen. When notifying schools, home-school associations and students, be sure to give them a copy of the Federal Flag Code and encourage them to have students closely examine a flag before using it in their art. Order a package of “Etiquette of the Stars and Stripes” booklets, 100 for \$21 or 1,000 for \$160 from the Ladies Auxiliary Supply Department. They also come individually (minimum of four) at \$.50 each.



#### Common mistakes:

- Not enough stars or stripes
- Stripes in the wrong order or place
- The flag appearing to have something standing on it, written on it or lying on it

**Hint: It is always best to portray the flag as freely waving.**

### TO MAT OR NOT TO MAT

All art (except those pieces on a stretcher frame) must be matted **ONLY IN WHITE**. The use of a color mat will result in immediate disqualification. Colored mats can give a piece of art an unfair advantage by drawing out color or setting off contrast. It is very important that mats **ONLY BE WHITE**. Double mats are accepted if they are **ONLY WHITE**.



## PAPERWORK

When you receive a piece of art and entry form, check for these things:

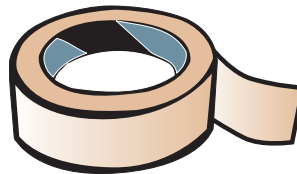

- Legible writing (If you can't decipher the writing, chances are we can't either.)
- Full address with city, state and ZIP Code (No P.O. Boxes. We cannot ship art back to a P.O. Box.)
- Full phone number with area code
- Signature of parent/guardian
- Signature of Chairman and judge (Department Chairmen: Do not send on a piece of art without these signatures!)
- The section on the entry form requesting the source of the idea must be filled out, even if it just says "Original idea."

Students may sign their art, but you may choose to cover it for the local judging if you are afraid that a judge might recognize a student.



## PACKAGING THE ART

We highly recommend that you have a professional mailing store package the art for shipment. Do not use old, bent or torn cardboard for packaging. If the cardboard can bend, so can the art. Consider insuring the art and getting a delivery confirmation. If National Headquarters receives a Department entry that has damaged packaging, it will not be accepted. National Headquarters cannot take responsibility for damaged packaging during shipment. See Pages 81-84 of the *National Program Book* for a copy of the Patriotic Art brochure and information on the Federal Flag Code.



## FYI

When National Headquarters receives artwork directly from a student, it will be returned to the Department, and the Department is responsible for paying the postage.